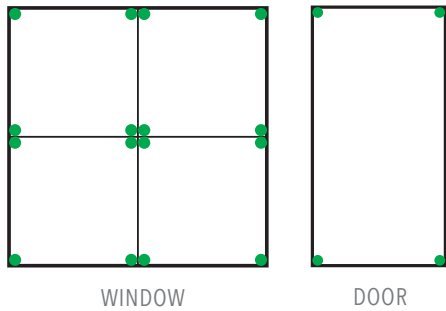


# LIQUI TECH USES

**LiquiTech (liquid metallic polymer)** – is specially created for remediating negative and harmful energies, and to help create a ‘grounded’ property. \$50

Apply LiquiTech (use a Q tip) to the inner four corners of windows, doors and mirrors for proper energetic remediation (the metal part of each corner—inside the building). When a window is divided by columns, remediate all 4 corners of each frame. For doors, just remediate the 4 corners.



**Car** – Place 2 drops of LiquiTech in 2 places on the dashboard and the bottom of the car (any part of the engine) to ‘ground’ the car or truck engine (making it healthier for your body to be directly above the engine). Place 2 more drops on the back of the dashboard ‘monitor’ or ‘tv screen’. And, make a thick stripe of the LiquiTech, (aka EMF paint), in the 2 tracks under the car seat.



**House Address** – Place one drop on each of the numbers of the metal or other digits of the house address on your home; this balances the sha chi (the energy of the home).

**Circuit Breaker** – Place 1 drop and 2 EMF stickers or 2 drops of LiquiTech on the circuit breaker, anywhere near the switches.

**Home Meter** – Place 1 drop on the underside of the meter and 1 on top.

**iWatch and Wireless headphones** – Place 1 large drop on each ear piece and watch.



Use **LiquiTech** on the **USB cable** below the port to the **Cell Phone Charger**.




**LiquiTech:** Use on all plugs.




Don't forget the other end of each wire!

Use LiquiTech here  
All 4 cords



**LiquiTech Grounding**



**Wifi Router**



**Circuit Box:** Use of **LiquiTech** in center of circuit breaker



Use **LiquiTech** on top of the **SmartMeter**.



Use of **LiquiTech** on **SmartMeter** – top and bottom



Use of **Pink Granite Stones** at the base of the **Circuit Breaker** and **SmartMeter**

Use **LiquiTech** on all **WiFi extenders** as shown.

